



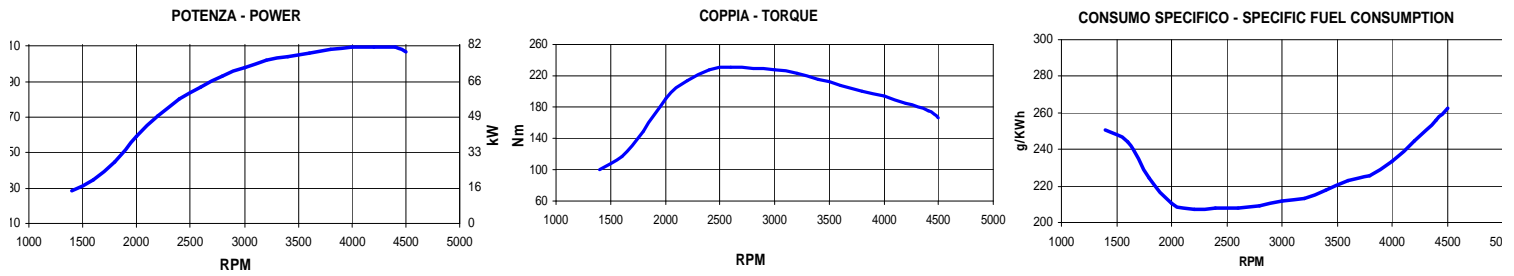
MARINE DIESEL ENGINES



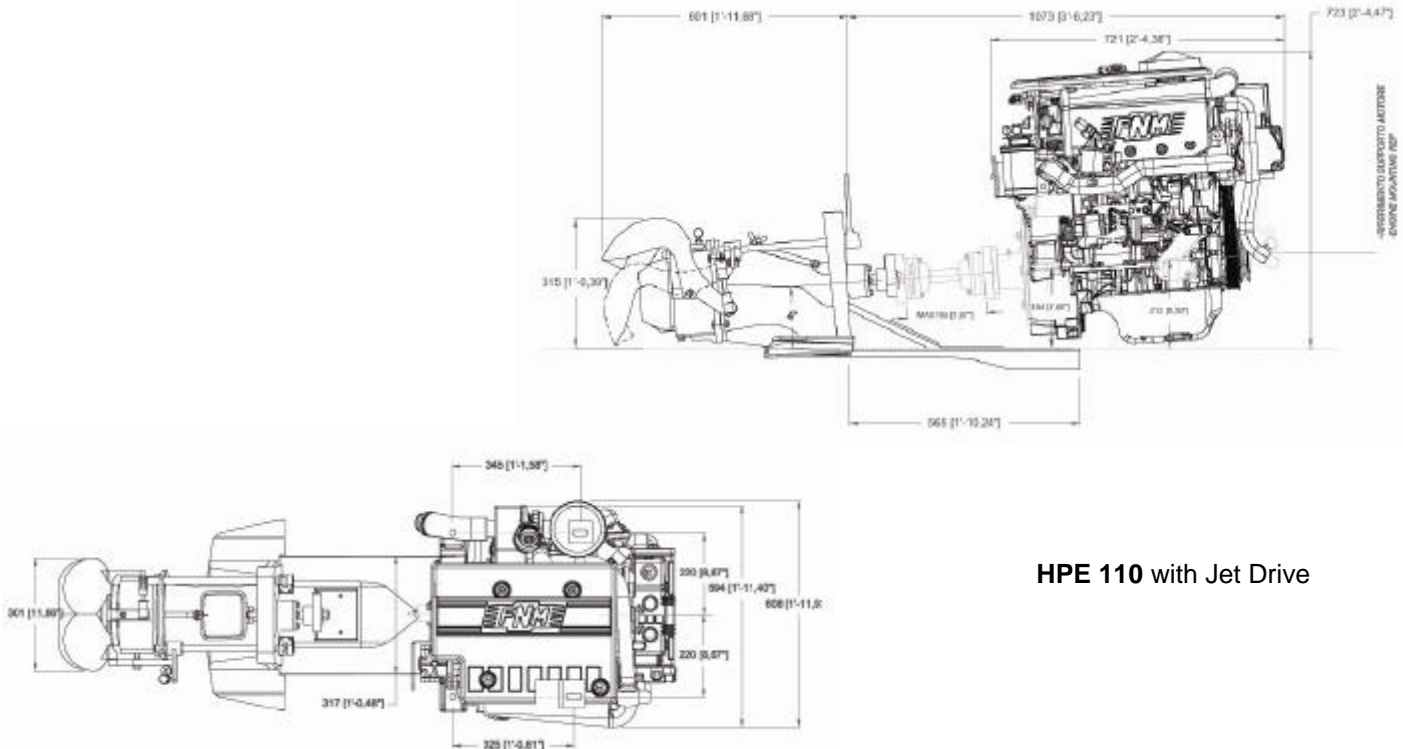
FNM HPE 110 Jet Drive

Configuration	4-stroke diesel, DOHC 16 V with timing chain
Maximum output at crankshaft	80,8 kW/ 110 HP at 4000-4400 rpm
Maximum torque	230 Nm at 2600 rpm
Displacement	1248 c.c.
Bore x stroke	69.6 x 82 mm
Cylinders	4, in-line
Injection system	Direct Injection Common rail
Aspiration	VG Turbocharger
Starting system	Electric starting 12 V – 1.3 kW
Alternator	14 V – 75 A
Cooling system	Double water cooling system with heat exchanger
Lubrication system	Forced lubricating system with pump
Crankshaft rotation (flywheel view side)	Counterclockwise
Type of jet pump	Axial flow
Impeller diameter	Standard 160 mm
Type of impeller	Bronze alloy 3 pales
Reverse gear	Reverse gate
Steering system	Steering nozzle
Dry weight engine with Jet drive	216 Kg
Engine mounting	Rubber type anti-vibration mounting AMC
Environmental	Compliant with the RCD 2003/44/CE emission standards

Performance Curves (Output is according to ISO 8665)




Dimensions (For detailed line-drawings, please refer to our website www.fnm-marine.com)



Panel instrument

- Oil pressure
- Water temperature
- Voltmeter
- RPM counter
- 8 meter cable



Accessories

Standard Package

- Jet drive unit mechanic control
- Set of flexible mounts
- Alternator 14 V – 75 A
- Starter motor 12 V – 1,3 kW
- Stainless steel seawater-cooled elbow diameter 60 mm
- Instrument panel with 4 mt. cable
- Water-cooled exhaust manifold
- Racor® filter
- Engine top cover

Optional

- 8 mt. auxiliary extension cable
- Python® driveshaft complete with flange
- Shifting mechanism & cables
- Waterjet mounting template
- Bronze body seawater pump
- Connection bar set
- Electric control cylinder set for deflector

Text and illustrations are not binding. CMD, owner of the FNM brand, reserves the right to introduce adaptations without prior notification. Eng. 08/09/08

Compliant with the RCD 2003/44/CE emission standards.



www.fnm-marine.com